



Hornsby Heights Public School

NEWSLETTER

Aim High



8-20 Somerville Road Hornsby Heights NSW 2077 | PH: 02 9476 5133 | E: hornsbyhts-p.school@det.nsw.edu.au | W: www.hornsbyhts-p.schools.nsw.gov.au

TERM 2 WEEK 2

ISSUE 44

7 MAY 2024

UPCOMING EVENTS



SCHOOL

Friday May 10: Walk to School
Safely Day

Monday MAY 20: Individual and
class photo day

Wednesday May 22: National
Simultaneous Storytime



SPORT

Friday MAY 10: Cross Country
carnival



P&C

Thursday MAY 9 - 7pm: Bushland
Fair meeting

**Sunday MAY 19 - 8:30pm-
10:30pm:** Eco Gardeners Working
Bee

SCHOOL CALENDAR LINK:

<https://hornsbyhts-p.schools.nsw.gov.au/school-calendar.html>



ABOVE: Thank you to Urban Landscape Projects for their donation of our very own Rock Grinding Station.

FROM THE
PRINCIPAL

KINDERGARTEN ENROL NOW

2025 Kindergarten Enrolments

2025 Kindergarten enrolments are now due. Please see our schedule of events for Orientation Days later in the Newsletter. Information on how to enrol as well as online enrolments can be accessed via the link below. [LINK](#)

<https://hornsbyhts-p.schools.nsw.gov.au/about-our-school/enrolment.html>

ANZAC Day Service

Our school ANZAC Day service was beautiful last term and I thank all of you that attended that service via zoom. The School Captains, Vice Captains and myself attended the Hornsby ANZAC Day Dawn Service. It was so lovely to see so many of our families there.

Continued on Page 2.

“Reading is like breathing in and writing is like breathing out.”

Pam Allyn

Continued From Page 1

Walk Safety to School Day – This Friday May 10

This day is a great opportunity for families to walk to school together and have conversations about road safety. Safety tips for walking to school include:

- Walk, don't run across the street.
- Don't walk while using ear buds, texting, or doing anything else that may prevent you from hearing traffic or distract your attention.
- Take 5 - Stop, look, listen for traffic and think before walking across a road.
- Keep left on pathways and be mindful of others.
- Be visible, wear a bright coloured hat or bag.
- Check for cars before crossing driveways.
- Never walk through parked cars to cross a road.
- Always wait until there is no oncoming traffic before crossing

Writing

On our Staff Development Day last week, teachers engaged in learning techniques for teaching and assessing writing. We also learnt more around catering for students with a disability. You will see in the coming Newsletters information about writing as we have a heavy focus on it this year. We hope the information we send out is useful for you as a parent. The information we are writing to you about is a direct response from the writing survey that we conducted last term with our community.

Opportunity Class Placement – Current Year 4 Students

For information on Opportunity class placements and how to register your child to try out for these classes, please see Enews. A third reminder of this went out on Enews today. The date to apply is closing shortly.

Positive Behaviour for Engaging Learning Focus (PBEL)

Each fortnight we share a message to all students via an engaging presentation centred around our PBEL values of Respect, Responsibility and Personal Best. In weeks 1 and 2 this term, the focus is on Speaking Respectfully. These sessions are teaching students how to communicate through:

1. Kind & respectful spoken words
2. Encouraging tone of voice
3. Positive body language

A-Z Information Booklet

What to know our strategic directions? Need to know what uniform your child needs to wear? What extracurricular activities does the school offer? You can find the answers to all these questions and more in the A-Z Information Booklet located on our school website!



[LINK](https://hornsbyhts-p.schools.nsw.gov.au/content/dam/doi/sws/schools/h/hornsbyhts-p/2023/Hornsby_Booklet_2023.pdf)

https://hornsbyhts-p.schools.nsw.gov.au/content/dam/doi/sws/schools/h/hornsbyhts-p/2023/Hornsby_Booklet_2023.pdf

Be prepared and aware

Please be aware that there are road signs on Somerville Road that clearly indicate when you can and can not park in that area. Along the school on Somerville Road there is a 15min car park section, a disabled spot and then after that there is space for a Drop Off and Pick Up Zone. In this Drop off and Pick Up Zone, there is to be no one parking and getting out of the car between 8-9:30am and 2:30-4pm. If your child is not able to walk themselves into school from that area, please park elsewhere and walk them in.

Just as we ask our students to be respectful and kind to others, we also need to model this behaviour ourselves by abiding to the rules that are in place.

2023 Annual School Report

The annual report provides an account of our operations and achievements throughout the year. To access our 2023 Annual School Report please go to our school website at the below link and download the report. If you prefer, you can ask for a hard copy at the office.

<https://hornsbyhts-p.schools.nsw.gov.au/about-our-school/school-plannin-and-reporting>

[LINK](#)



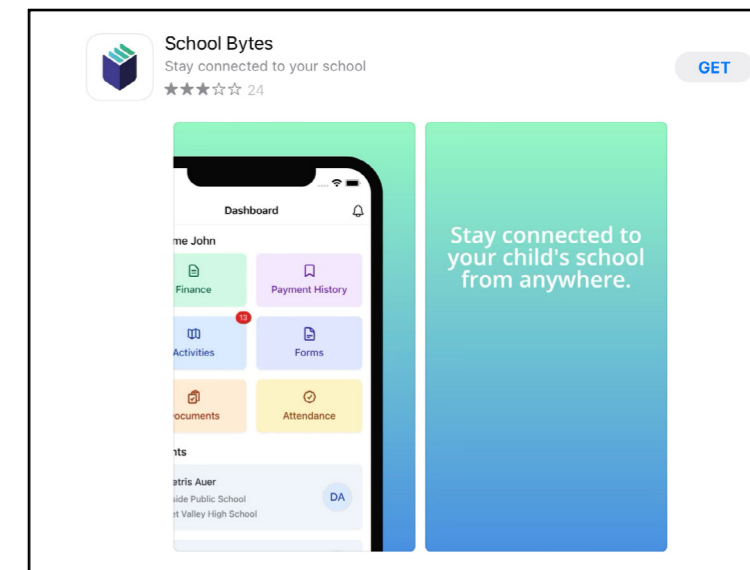
Reminder and Information Regarding School Bytes Online Payment/Notification System

Last year we implemented a new finance system. We have had many positive emails about how much easier this system is for parents. We hope that continues to be the case going forward as we transition our newsletter, all notes and Stage newsletters to School Bytes. Most families are already linked into School Bytes but If you have not already done so, please register to access the School Bytes Parent Portal via this [link](#):

<https://portal.schoolbytes.education>

School Bytes is the system the school uses for the payment of school accounts and notifications of incursions/excursions with the facility for parents to give online permission to events. School fees went out last term via this system. A User Guide is available on the above link. Please ensure you use the same email address that is registered at the school. Receipts will be automatically sent to you when a payment is made and you will be able to check your account at anytime. There is also a very user-friendly app that you can download from the app store.

Today the Newsletter will be sent to you on Enews and Schoolbytes. Going forward notes will be sent out to you via School Bytes only. Thank you for your patience with us as we navigate and expand our new system.



New Reports

Due to the new curriculum implementation, we have again created new reports. A great deal of time and effort goes into this, and I want to thank Mrs Nicole Tudor and Mrs Laura Rosier for their time in creating our new template with in new system which will be emailed to parents this year using our Schoolbytes System. We will no longer be sending home printed copies of reports.

Dance Program

Our Term 2 dance program has started, and students will take part in lessons once a week for the whole term. Parents are invited to a showcase at the end of the Term.

Anaphylaxis at Hornsby Heights PS

At our school, we have a small number of children who could have a potentially life threatening allergic reaction. They are found across our school from Kindergarten to Year 6.

How can parents help these children?

- Choose alternative sandwich spreads to peanut butter and Nutella. Inform your child that these foods can trigger an anaphylactic reaction.
- Reinforce the school's NO FOOD SHARING message.

Uniforms and Hats

As of Week 3 all students are expected to be in full winter uniform (black school shoes with uniform and sneakers with sports uniform). Due to sun safety regulations hats needs to be worn when participating in outside PE lessons. The school has purchased some yellow school hats that can be borrowed from Mrs Sakajani if your child is in the process of buying a new hat and it hasn't arrived yet or they have forgotten their hat. This ensures all students don't miss out on their PE lesson.

School Communication

At HHPS we have many ways of communicating with you. It is important that you are receiving our communication so please check that you are aware of the below ways in which the school communicates.

Whole School Communication via Enews which include:

- Notes
- Newsletter (Fortnightly Publication which includes important dates coming up)
- Termly Stage Newsletter

School Website which includes:

- Photo gallery
- A-Z Information Interactive Booklet
- Department of Education News, Events and Policies
- School information

Classroom Communication which include:

- Seesaw
- Meet the Teacher Evenings
- Parent Teacher Interviews (formal and informal)
- Notes in bags



By **KATRIN CORNELL**
Hornsby Heights Public School
PRINCIPAL

5 tips to keep your family safe online



Parents and carers can use a combination of strategies to help young people build their digital technology skills and have safer experiences online.

1. Start the chat

Get into the habit of talking about online safety as a family, so your child feels comfortable coming to you if they ever need help working out an issue. It's never too early to introduce [good online habits](#) such as respect, empathy, critical thinking, responsible behaviour and resilience. As your child grows older, eSafety's advice about [hard to have conversations](#) will help with some of the tricky topics like sending nudes, online pornography and contact from sexual predators.

2. Create a family technology agreement

Creating a Family Technology Agreement can help you and your kids decide together when and how digital technology will be used at home. As a family, brainstorm easy-to-follow rules and display them where everyone will see them. Your agreement could cover things like: time limits, apps your kids are allowed to use and online behaviour. Families with younger children can [download](#) a template to guide the conversation.

3. Set up parental controls

Parental controls let you monitor and limit what your child sees and does online. It's best to use them in combination with the other online safety strategies listed here. [Taming the technology](#) can help you understand your options. Grab a device and get started with our guides to setting up parental controls on [devices and accounts](#) or in [social media, games and apps](#).

4. Choose games and other apps carefully

Use eSafety's [App checklist for parents](#) to think about the positives and negatives when your child asks to download a new game or other app. The checklist covers things like age ratings, managing privacy settings and reporting abuse in-app. You can also use [The eSafety guide](#) to check and set up safety features with your child.

5. Use digital technology together

Exploring or playing on devices or online with your child can be a positive experience that promotes learning and development. Ask questions, be curious and get involved. To learn more, read our blogpost [How to encourage good screen practices for your child](#).

HHPS WRITING FOCUS

Handwriting and keyboarding skills

The writing process takes a significant cognitive load on children as they learn to co-ordinate all writing components together at the same time. It is so important for students to have mastery of transcription skills (handwriting and spelling) early in their primary years to ensure writing doesn't become an arduous task.

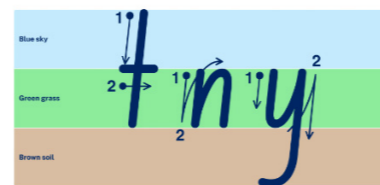
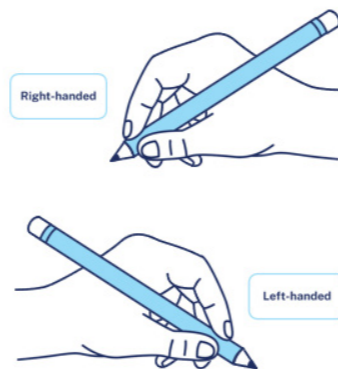
Kindergarten

When students start Kindergarten, we spend lots of time strengthening students' fine motor skills, with activities such as drawing, painting, threading, using tweezers, using playdough or squeezing sponges. We also do plenty of activities that support directionality with shapes and patterns to support letter formation. We explicitly teach students where to start each letter and talk them through easy steps to ensure that letter formation becomes effortless eg. for the letter 'a' we say "start at the top, go around, then up and down". We also focus on students using the correct pencil grip to support control and limit any strain to their hand, arm or shoulder.

While we explore a keyboard on an iPad and students look at simple functions such as changing text size and colour, our focus in Kindergarten is on fine motor strength, pencil control and letter and number formation.

Year 1 and 2


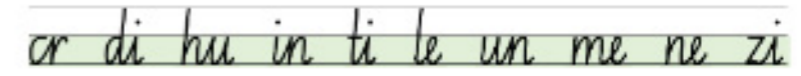
Students typically know how to form all lower-case and upper-case letters by this stage and work on writing faster with consistency in size. Teachers continue to monitor writing posture, pencil grasp and letter formations. Teachers may use 'dotted thirds' lined paper or 'sky (top), grass (middle), dirt (bottom)' visuals to promote correct formation. K-2 Handwriting is all about making sure that letter formation is effortless and automatic so as the cognitive demands of writing increase, students can focus on composition rather than the mechanics of writing. Along with handwriting, there is also a focus on keyboarding skills and developing speed in typing words.



Year 3 and 4

In Stage 2, the focus is on developing a fluent and legible handwriting style. When handwriting or typing is automatic and fast, students can concentrate on other elements of their writing. It is at this stage where they learn typing skills and how to use software functions, including selecting and inserting visual, print and audio elements into texts, to support digital text creation.

Explicit teaching is focused on joining letters.



Years 5 and 6

By Stage 3, transcription skills involve handwriting and using digital tools to produce text.

The development of fluent and accurate transcription skills, through both handwriting and digital technologies, can free up working memory so that attention can be devoted to other important aspects of text creation (Medwell and Wray 2007).


Handwriting facilitates word learning because the kinaesthetic action of the hand contributes to greater recognition and memorisation of word-specific spelling (Longcamp et al. 2005).

Students in Stage 3 are becoming more proficient in navigating a keyboard and use keyboard shortcuts, as well as developing accuracy and speed when typing.





- Character keys
- Enter and editing keys
- Navigation keys
- Numeric keypad
- Modifier keys
- System and GUI keys
- Function keys
- Lock keys

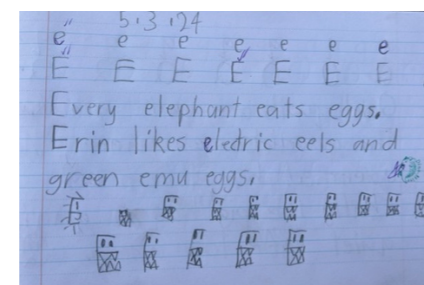
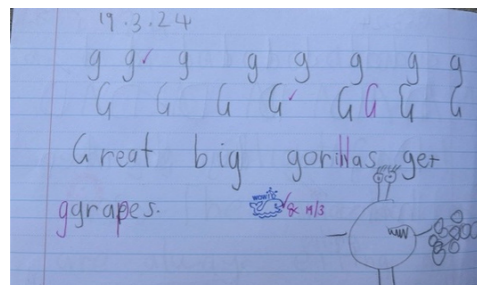
'ISO keyboard layout (105 keys) with F1 engravings' by Jorazon



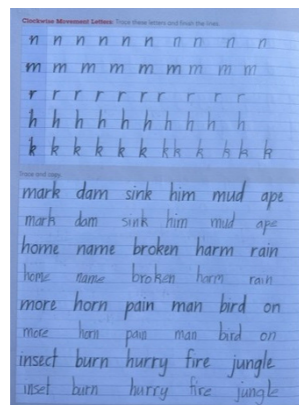
What's happening in classrooms at HHPs?




Kindergarten practising letter formation of taught phonemes in books and on 'sky, grass, dirt' magnetic whiteboards.



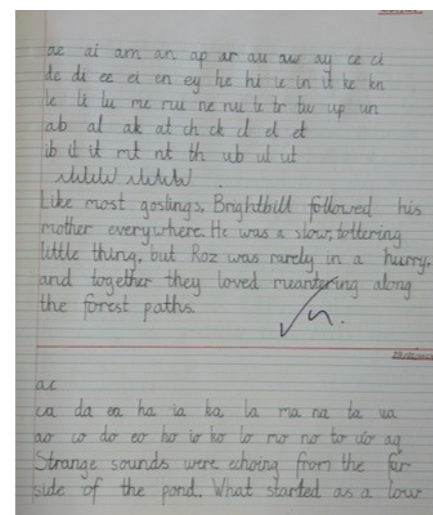
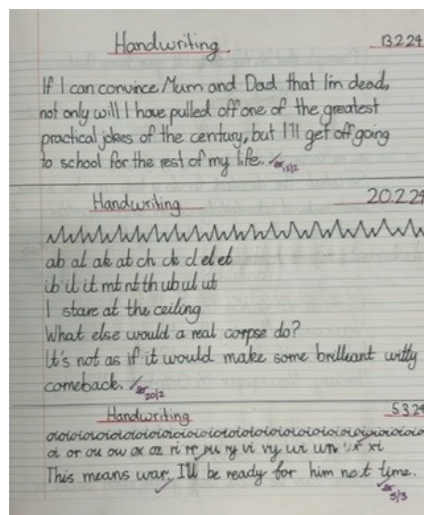
Year 1 and 2 students reviewing letter formation of lower and upper case letters.



Year 3 review correct letter formation in a handwriting textbook (eg. anti-clockwise movements).



Year 4 practise 'diagonal joins' and 'neckline entries' in a handwriting textbook.



Year 5 and 6 practise joins in a dotted thirds handwriting book to develop fluency as writing demands increase.

NAGOYA SISTER CITY ART EXCHANGE

We celebrate the achievements of the students from Hornsby Heights Public School who had their artwork exhibited as part of the Nagoya Sister City Exchange 2023.



WELL DONE TO OUR STUDENT ARTISTS

Well done Ellie and Poppy!






**WELCOME
TO
THE**

PIZZA

**K-2: 6:00pm
AND
3-6: 7:00pm**

**THANK YOU
TO THE P&C!**





STAGE 1 INCURSION

A VISIT FROM THE NSW AMBULANCE SERVICE








Year 6 Tradition

It is tradition at HHPS that each Year 6 group get to wear a special graduating item of clothing. They are allowed to choose between a T-Shirt or a Jacket/Jumper. This year our graduating class of 2024 have chosen to go with a T-Shirt. The T-shirt artwork was designed by Yashvi Saaraal S in Year 6.





WHAT'S LOOKING FOR

ROCK GRINDING STATION

PROJECT FROM THE HEART

We would like to thank Urban Landscape Projects (ULP) for the new Rock Grinding Station that was donated to the school as part of the 'Project From the Heart' program.

We love our new Rock Grinding Station. It is a great place to get creative, have some time out from other play and have time to ourselves. It is a great place to relax and also meet and chat with friends.

We want to thank Nathan Hunter and David Cornell from ULP for giving up their time and making this for us. We will enjoy it for years to come!



DIRECT FROM THE HALL: DANCE LESSONS





PLEASE JOIN US FOR A
**DANCE
SHOWCASE
K-6**

OF A TERM'S WORTH OF
DANCE LESSONS

WHERE
SCHOOL HALL

WHEN

WEDNESDAY JULY 3 WEEK 10

Two sessions to choose from:

MATINEE PERFORMANCE

K-6: 1-3:00pm

EVENING PERFORMANCE

K-6: 5-7:00pm

ZONE RUGBY NEWS

VANESSA SAKAJANI

**Congratulations to our students who
have been selected to represent our
Zone in the
SYDNEY NORTH
RUGBY UNION TRIALS
to be held on 13 May:**

**Hayden T.
Lucas B.
Lachlan H.**

**Such a great achievement,
and we wish them all the best
on the next round.**

KINDERGARTEN

**INFORMATION
- 2025 -**

*Starting school is such an exciting time.
We are looking forward to being part of
this journey with you!*

MINI SHOWCASE AND SCHOOL TOUR FOR PARENTS/ CARERS & 2025 STUDENTS

Tuesday 24 September 2024 9:30am - 11:00am in the School Hall

Come along to see and hear about some of the programs we have on offer and take part in a school tour led by our senior students.

PARENT INFORMATION EVENING IN THE SCHOOL HALL

Thursday 24 October 2024 6:00pm

This is an introduction to Hornsby Heights Public School and information on preparation for school. Meet the Principal and the current Kindergarten Team!

KINDERGARTEN ORIENTATION VISITS & SCHOOL TOUR

*Tuesday 19 November and Tuesday 26 November 2024
from 9:30am to 11:00am*

Children visit Kindergarten classrooms and participate in various activities. All enrolment paperwork must be provided to be eligible to attend. Further information regarding these sessions will be provided at the Parent Information Evening (please note these sessions are for the children only). It is important that children attend both Orientation Day sessions to support the transition to school.

PRINCIPAL: Katrin Cornell

ASSISTANT PRINCIPAL: Debbie Dunn

ASSISTANT PRINCIPAL Curriculum Support: Nicole Tudor



MATHS

PATTERNS

YEAR 1S





Winter Uniform

HORNSBY HEIGHTS PUBLIC SCHOOL



Girls

- Bottle green/navy/gold plaid tunic with long sleeved gold polo shirt
- Green bootleg pants with gold long sleeve polo shirt
- Bottle green jacket with school emblem
- White socks or bottle green tights
- Black school shoes

Boys

- Long sleeved gold polo shirt
- Grey gabardine long pants
- Bottle green jacket, sloppy joe or jumper
- Grey short socks with green/gold band
- Black school shoes

Sports Uniform

HORNSBY HEIGHTS PUBLIC SCHOOL



Girls

- Bottle green shorts
- Polo shirt in house colour
- Sports shoes and white socks
- Green track pants (in winter)

Boys

- Bottle green shorts
- Polo shirt in house colour
- Sports shoes and white socks
- Green track pants (in winter)

SAVE

THE RESILIENCE
PROJECTCONNECTED
PARENTING
WEBINAR3 JUNE
2024
6:30PM

THE

DATE

CLICK HERE TO
REGISTER

Connected Parenting Webinar

AUDIENCE
Parents & Carers

TIME & DURATION
75 minutes

FORMAT
Online Webinar

ABOUT THIS WORKSHOP

This Connected Parenting webinar with educator and parenting expert, **Lael Stone**, offers a valuable set of **tools for parents/carers** aiming to raise children through **positive communication**.

Presented to you and other schools, parents/carers will leave this session with:



Practical strategies to build cooperation and stronger connections with children.



Ideas to support children when they are facing adversity.



Ways to assist children in building emotional resilience.



Tips to deal with our own triggers as parents or carers.



HHPS CANTEEN NEWS



Reminder: Regular menu QKR! orders close at 8:40am
Sushi orders close at 8:20am

WELCOME

We would like to welcome our new Canteen Assistant, Angela Newton who will be helping Di with the Canteen.



VEG-HOGS
Hummus with seasonal vegetable sticks \$1.20



BUDDEE SCHOOL SAFE SPREADS
Chocolate and Smooth Buddee will be added to the menu as additional sandwich fillings as safe alternatives to Nutella and peanut butter



Soy Sauce for Sushi will be a free optional extra to save on unwanted waste of soy sauce fish

Hot Chocolates have now replaced Smoothies for the winter terms. Please remind your child to come and pick up their hot chocolate from the canteen



Brownies
Term 2

Special Food Day
Stay tuned date



All volunteers will get an entry into a raffle for each shift they do. Each term 2 winners will be randomly selected for your choice of a \$20 book or cafe voucher.

CONGRATULATIONS to our Term 1 winners: Anu Sahay and Melanie Grandlouis

WEEK	9am - 11am	11am - 1pm	1:30pm - 2:30pm
Week 2			
Mon 6th May	Julie L / HELP	Julie L / Alison W	HELP
Wed 8th May	HELP / HELP	Steph G / HELP	HELP
Fri 10th May	Lisa N / HELP / HELP	Lisa N / HELP / HELP	Lisa N / Leanne
Week 3			
Mon 13th May	Melanie B / HELP	HELP / HELP	HELP
Wed 15th May	HELP / HELP	HELP / HELP	HELP
Fri 16th May	HELP / HELP / HELP	HELP / HELP / HELP	HELP / HELP

Please don't remove your name from the roster without notifying the canteen by email or facebook as we don't get notifications of last minutes changes

<https://signup.zone/hhps-canteen>



HHPS CANTEEN

CONTEST!



NAME OUR NEW WARM WINTER SNACK



\$1.50

Buddee School Safe Chocolate spread between a half slice of bread and toasted.

Delicious, chocolatey & warm



one a week for the rest of Term 2!

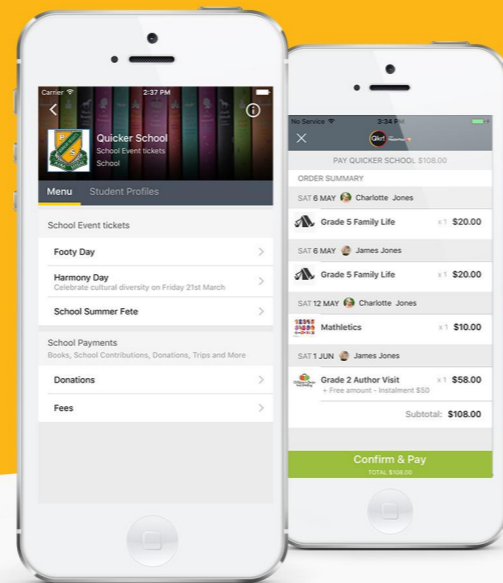
Entries to be put in the box at the canteen by the end of week 3, Friday 17th May



Introducing Qkr! (pronounced 'quicker') by MasterCard, the secure and easy way to order and pay for school items from your phone at a time and place that suits you.

With Qkr you can:

- Order and pay for your child's lunches, reducing the need to bring cash to school;
- Pay for school fees, uniforms, excursions and more;
- See your receipts on the app and get them sent by email if required.



Getting started is easy - try it yourself today

Step 1 Download Qkr!

on your Android phone or iPhone. iPad users can download iPhone app



Step 2 Register

Select your Country of Residence as 'Australia' and follow the steps to register

Step 3 Find our school

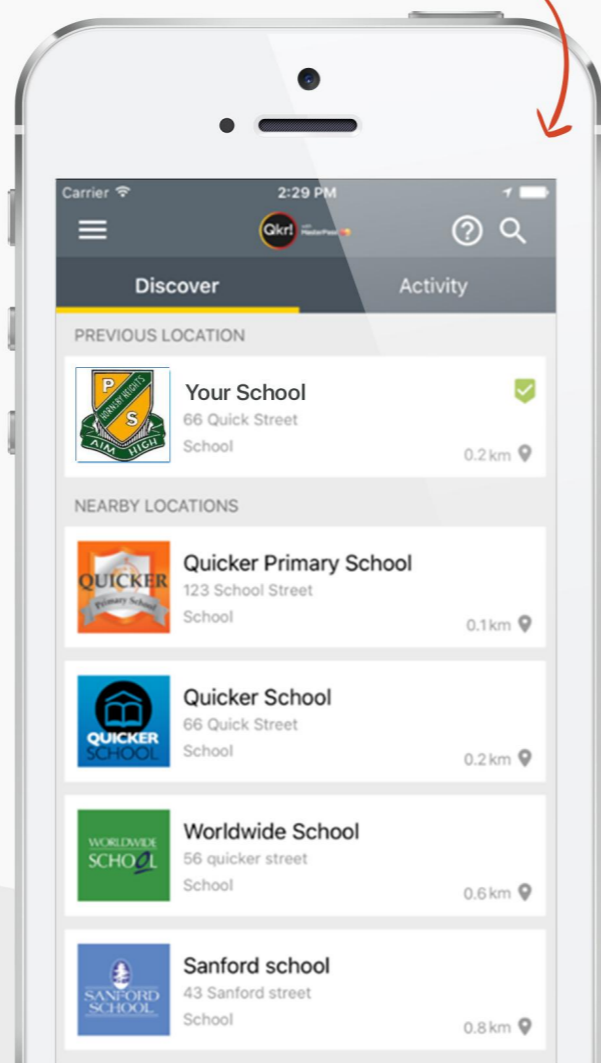
Our school will appear in 'Nearby Locations' if you're within 10km's of the school, or search for our school by name.

Step 4 Register your children

When first accessing our school you will be prompted to add a student profile for your child. This allows you to make orders and payments for them.

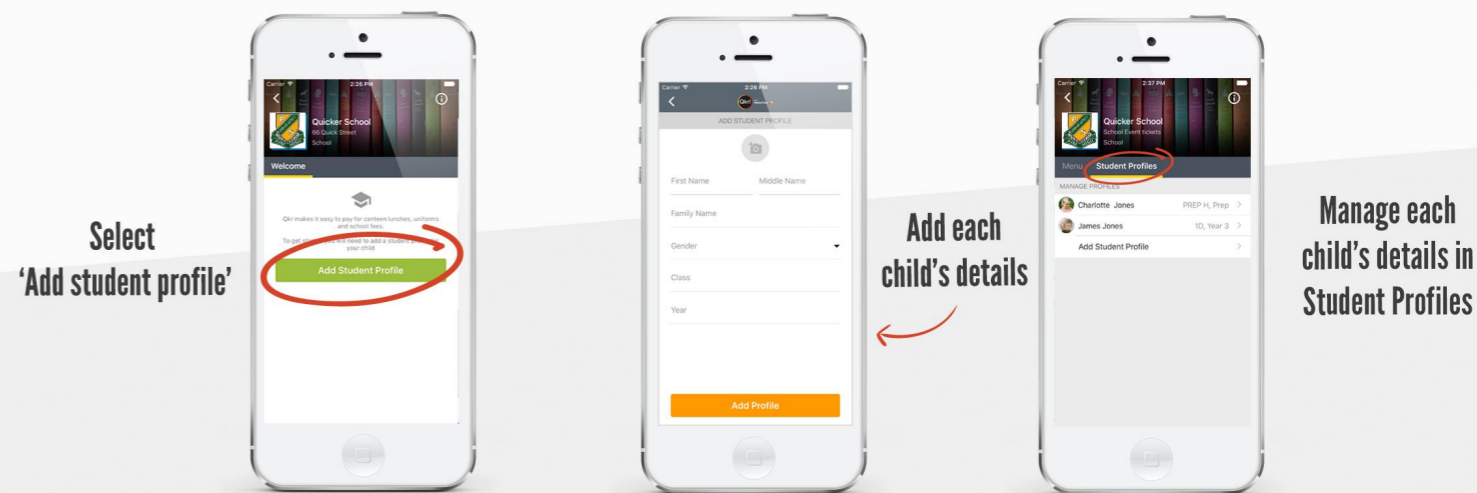
If you have made a purchase you can select our school from 'Previous Location'

If you're within 10 kms of the school, you can select our school from 'Nearby Locations'



Search for our school name

Add your children's details in Student Profiles

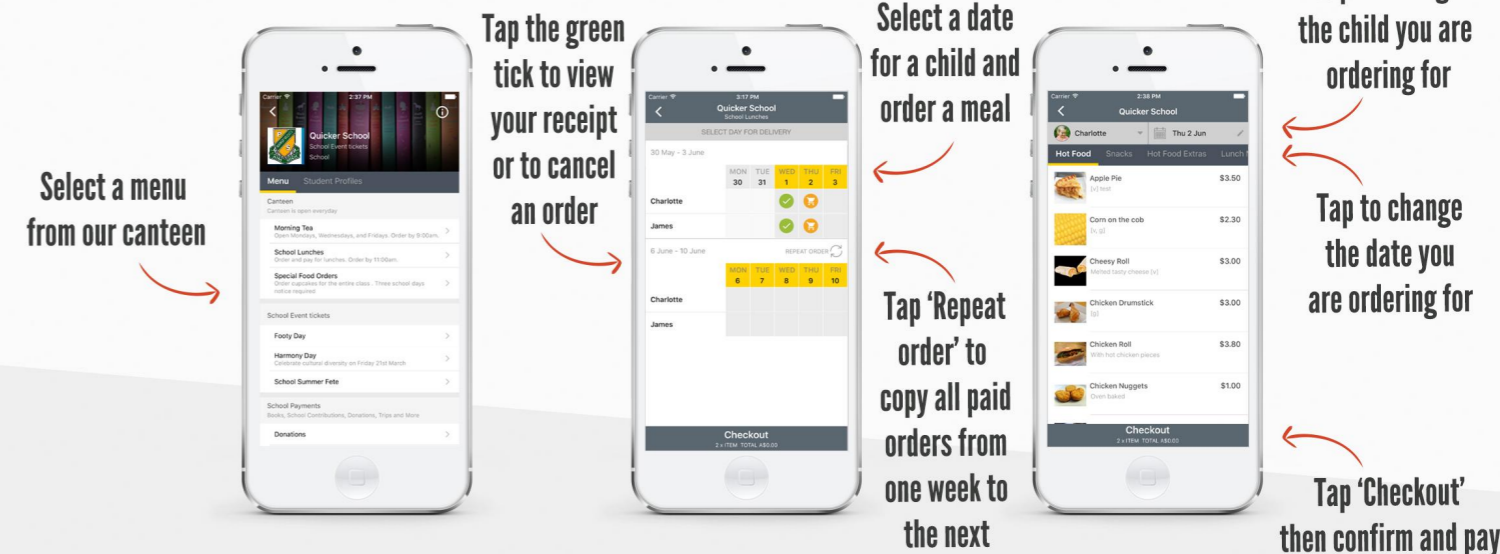


Select 'Add student profile'

Add each child's details

Manage each child's details in Student Profiles

Order meals



Select a menu from our canteen

Tap the green tick to view your receipt or to cancel an order

Select a date for a child and order a meal

Tap 'Repeat order' to copy all paid orders from one week to the next

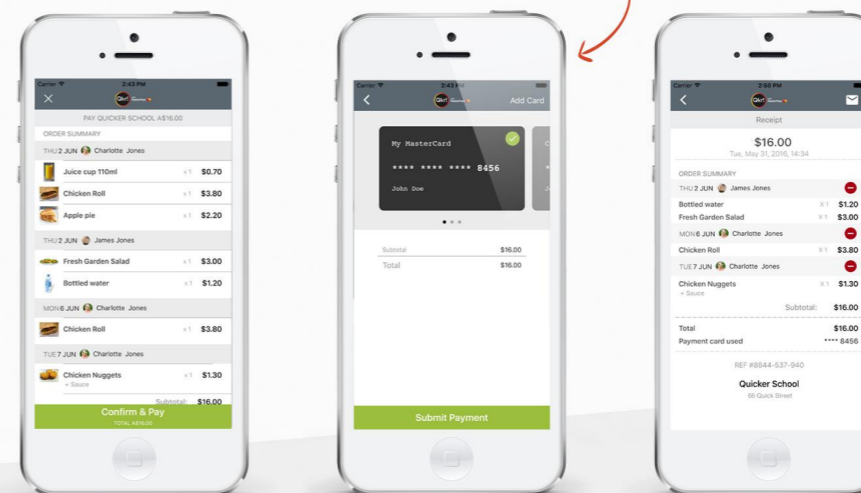
Tap to change the child you are ordering for

Tap to change the date you are ordering for

Tap 'Checkout' then confirm and pay

Making payments

Add up to 5 cards to your wallet



At checkout select which card to pay with.

Pay with any cards accepted by the school.

Once your payment is approved you can continue to the home page, or view your receipt.



Education

Dates for 2024

TERM 1

Tuesday 30 January 2024	Staff Development Day
Wednesday 31 January 2024	Staff Development Day
Thursday 1 February 2024	Students Years 1 - 6 return to school
Tuesday 6 February 2024	Kindy starts
Friday 12 April 2024	Last Day of Term 1

TERM 2

Monday 29 April 2024	Staff Development Day
Tuesday 30 April 2024	Students return
Friday 5 July 2024	Last Day of Term 2

TERM 3

Monday 22 July 2024	Staff Development Day
Tuesday 23 July 2024	Students return
Friday 27 September 2024	Last Day of Term 3

TERM 4

Monday 14 October 2024	Students return
Wednesday 18 December 2024	Last day of Term 4 for students



Bushland Fair Meeting Thursday 9th May 7pm Teacher's staffroom

Hello to you, our wonderful school community.

The next Bushland Fair meeting will be this Thursday 9th May at 7pm in the Teacher's staffroom.

If you've got amazing face painting skills, make a ripper corn fritter, have contacts with suppliers or even if you're just happy to help, please come to the meeting. We'd love to see you there!

If you'd love to be involved but can't make the

meeting, please email hhpsbushlandfair@gmail.com.

Many hands make light work and we look forward to working with you!

Regular meeting dates for term 2 - format / location TBC.

- Thursday 6 June
- Thursday 4 July

JAMES THOMAS (Korben & Quinn's Dad)
P&C President

COMPUTER/MOBILE CODING



A BRIGHT FUTURE

In coding lessons, your child will learn useful technology skills which help prepare them for success in our increasingly digital world. They'll have fun creating cool games while learning to code from expert tutors.

All skill levels welcome.

FREE TRIALS AVAILABLE

Sign up now at codingau.com/signup

AGES

9 to 11
12 & 13
14 to 16
17 to adult

WHEN & WHERE

Online at home for 1 hour per week, at your choice of 4pm, 5pm or 6pm.

3. HOLIDAY STORYTIME

Join us for a fun, interactive session filled with stories and songs.

Where: Hornsby Library
When: Thursday 18 April, 10am

Where: Pennant Hills Library
When: Friday 19 April, 10am

Where: Berowra Library
When: Friday 26 April, 10.30am

Age: 0–7 years

Cost: Free

Bookings: Bookings essential.
Book online at hornsby.nsw.gov.au/library
or at any Hornsby Shire Libraries Branch.
Children 10 & under must be accompanied by an adult.



4. DROP IN AND DISCOVER AT GALSTON

Explore your creativity, constructions skills and have fun with STEM in this interactive session. Activities include craft kits, Lego, Sphero Minis and more!

Where: Galston Community Centre

When: Tuesday 16 April, 2pm–4pm

Age: 5–12 years

Cost: Free

Bookings: Bookings not required.
Children 10 & under must be accompanied by an adult.



5. MEGA DROP IN AND DISCOVER AT HORNSBY LIBRARY

Join us for a mega discovery session! Complete your passport as you visit the Construction Zone, Lego Zone, Tech Zone and Craft Zone.

Where: Hornsby Library

When: Monday 22 April, 10am–12pm

Age: 5–12 years

Cost: Free

Bookings: Bookings not required.
Children 10 & under must be accompanied by an adult.

